

Highly clustered scale-free networksKonstantin Klemm^{1,*} and Víctor M. Eguíluz^{1,2,3†}¹*Center for Chaos and Turbulence Studies, Niels Bohr Institute, Blegdamsvej 17, DK-2100 Copenhagen Ø, Denmark*²*Instituto Mediterráneo de Estudios Avanzados IMEDEA (CSIC-UIB), E07071 Palma de Mallorca, Spain*³*Departamento de Física, Universidad de las Islas Baleares, E07071 Palma de Mallorca, Spain*

(Received 28 August 2001; published 21 February 2002)

We propose a model for growing networks based on a finite memory of the nodes. The model shows stylized features of real-world networks: power-law distribution of degree, linear preferential attachment of new links, and a negative correlation between the age of a node and its link attachment rate. Notably, the degree distribution is conserved even though only the most recently grown part of the network is considered. As the network grows, the clustering reaches an asymptotic value larger than that for regular lattices of the same average connectivity and similar to the one observed in the networks of movie actors, coauthorship in science, and word synonyms. These highly clustered scale-free networks indicate that memory effects are crucial for a correct description of the dynamics of growing networks.

DOI: 10.1103/PhysRevE.65.036123

PACS number(s): 89.75.Hc, 87.23.Ge, 89.65.-s

I. INTRODUCTION

Social networks, the Internet, food webs, distribution networks, metabolic and protein networks, the networks of airline routes, scientific collaboration networks, and citation networks are some examples of systems that can be represented by networks [1–5]. Recently it has been observed that a variety of networks exhibit topological properties that deviate from those predicted by random graphs [1,2]. For instance, real networks display *clustering* higher than that expected for random networks [4,5]. Also, it has been found that many large networks are *scale free*. Their degree distribution decays as a power law that cannot be accounted for by the Poisson distribution of random graphs [6], being of great importance for the functionality of the network [7]. Beside the degree distribution, other features of the growth dynamics of real-world networks are currently under investigation. For citation networks, the Internet, and collaboration networks of scientists and actors, it has been shown [8,9] that the probability for a node to obtain a new link is an increasing function of the number of links the node already has. This feature of the dynamics is called *preferential attachment*. Furthermore, the aging of nodes is of particular interest [2,10]. In the network of scientific collaborations, every node stops receiving links a finite time after it has been added to the network, since scientists have a finite time span of being active. Similarly, in citation networks, papers cease to receive links (citations), because their contents are outdated or summarized in review papers, which are then cited instead. Whether a paper is still cited or not, depends on a collective *memory* containing the popularity of the paper.

In the current paper, we address the study of growing complex networks from the perspective of the memory of the nodes. First, we present empirical evidence for the age dependence of the growth dynamics of the network of scientific citations. We find that old nodes are less likely to obtain links

than nodes added to the network more recently. Second, motivated by this finding, we introduce a model of network self-organization that accounts for the three empirical features mentioned before: (1) power-law distribution for the degree, (2) preferential attachment, and (3) negative correlation between age and attachment rate. The clustering of the generated networks is higher than in corresponding regular lattices, justifying the name *highly clustered scale-free networks*.

II. PREVIOUS MODELS

The earliest and most basic model generating scale-free networks has been introduced by Barabási and Albert [11], henceforth we use the acronym BA model. This model explicitly incorporates the preferential attachment in the dynamical rules. At each time step a new node is added to the network and new links are attached from this new node to old nodes. The probability that a node obtains an additional link is proportional to its current degree. It can be interpreted as an application of Simon's growth model in the context of networks [12,13], readily explaining the emergent scaling in the degree distribution. For the sake of clarity, in the remaining part of the paper we will refer to the BA model as a well-established model of growing scale-free networks.

Real-world networks have properties that cannot be accounted for by the BA model. We find a discrepancy with respect to empirical data in the correlation between a node's age and its rate of acquiring links. For the network of scientific citations this correlation is negative: the mean rate of citations a paper receives decreases with increasing age. This is supported by citation rate data of the years 1987–1998, shown in Fig. 1. Except for the three first years prior to the publication year, the citation rate decreases with age [14]. In contradiction to this empirical result, in the BA model the mean attachment rate is positively correlated with age. Here the attachment rate is proportional to the degree, being largest for the oldest nodes since these began accumulating links earliest. A further consequence of this feature is a strong positive correlation between the age of a node and its degree.

*Email address: klemm@nbi.dk

†Email address: victor@imedea.uib.dk

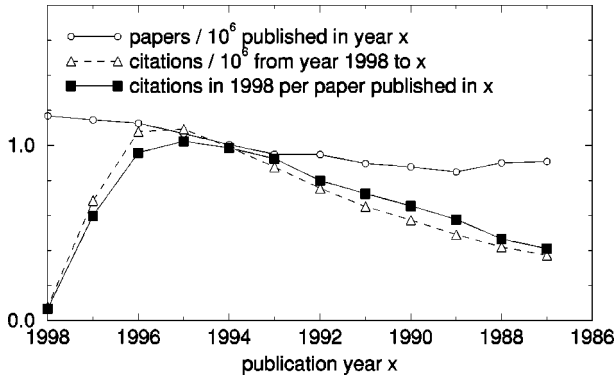


FIG. 1. Data on the network formed by scientific publications (nodes) and citations (directed links). Circles, number of papers published in a given year from 1987 to 1998; triangles, total number of citations made in papers published in 1998 and referring to papers published in a given year [14]; filled squares, the average number of citations (incoming links) a paper received in 1998 as a function of the paper’s publication year. The values are obtained as the ratio between the values of the two curves in the upper panel. Considering only papers more than three years old (published before 1995) the rate of obtaining new citations decreases with age.

This kind of correlation has not been found in the network formed by the hyperlinks of the World Wide Web [15]. We also notice that if the oldest nodes are disregarded, the networks generated by the BA model are not scale free anymore. However, real-world networks have shown to be scale free even though they are truncated, i.e., the major part of the oldest nodes is disregarded.

III. GROWTH AND DEACTIVATION MODEL

The shortcomings indicated in the preceding paragraph motivated our attempt to model self-organization of scale-free networks. The approach presented here is based on the degree-dependent deactivation dynamics of the nodes. Preferential attachment and the convergence to a power-law degree distribution are shown to be emergent properties of the dynamics.

The model describes the growth dynamics of a network with directed links. By k_i we denote the in-degree of node i , i.e., the number of links pointing to node i . Each node of the network can be in two different states: active or inactive. A new node added to the network is always in the *active* state first. It receives links from subsequently generated nodes until it is deactivated. Then the node does not receive links anymore. The transition of a node from the active to the inactive state can be interpreted as a collective “forgetting” of the node since new nodes do not connect to it anymore. For the construction of the model we assume that the probability rate P of deactivation decreases with the in-degree of the node. Considering, for instance, the case of citation networks, this means that the more often a paper has been cited, the less likely it is forgotten. Specifically, we make the assumption that the deactivation probability can be written as $P \propto (k+a)^{-1}$, where $a > 0$ is a constant bias.

At any step of the time-discrete dynamics m nodes in the network are active, all the other nodes are inactive. As the

initial condition we use a network consisting of m active, completely connected nodes. Then the dynamics runs as follows. (1) Add a new node i to the network. The new node is disconnected at first, so $k_i=0$ at this point. (2) Attach m outgoing links to the new node i . Each node j of the m active nodes receives exactly one incoming link, thereby $k_{j \rightarrow} k_j + 1$. (3) Activate the new node i . (4) Deactivate one of the active nodes. The probability that the node j is deactivated is given by

$$P(k_j) = \frac{\gamma - 1}{a + k_j}, \quad (1)$$

where $a > 0$ is a constant bias and the normalization factor is defined as $\gamma - 1 = [\sum_{l \in \mathcal{A}} 1/(a + k_l)]^{-1}$. The summation runs over the set \mathcal{A} of the currently active nodes. (5) Resume at 1. The average connectivity of the network is given by the number of outgoing links per node, m . It is worth noting that a node receives incoming links during the lifetime T it is active, and once inactive it will not receive links any longer. Thus for each node i the time T_i spent in the active state and the in-degree k_i are the same.

The deactivation mechanism strongly simplifies the dynamics of growing networks. Neither gradual aging nor possible reactivation are taken into account. For instance, in the context of citation networks, the model does not consider the rediscovery of “forgotten” papers. Moreover, the functional form of the deactivation probability might well differ from Eq. (1). However, we will show that the model reproduces several features of real growing networks.

IV. DEGREE DISTRIBUTION

The distribution $N(k)$ of the in-degree k can be obtained analytically for the model defined above, considering the continuous limit of k . Let us first derive the distribution $p^{(t)}(k)$ of the in-degree of the active nodes at time t . For $k > 0$, the time evolution is determined by the following master equation:

$$\begin{aligned} p^{(t+1)}(k+1) &= [1 - P(k)]p^{(t)}(k) \\ &= \left(1 - \frac{\gamma - 1}{a + k}\right)p^{(t)}(k), \end{aligned} \quad (2)$$

where a and γ are defined in step (4) of the model definition. The boundary value $p(0)$ is a constant reflecting the constant rate of new nodes with initial $k=0$.

Assuming that the fluctuations of the normalization $\gamma - 1$ are small enough, such that γ may be treated as a constant, the stationary case $p^{(t+1)}(k) = p^{(t)}(k)$ of Eq. (2) yields

$$p(k+1) - p(k) = -\frac{\gamma - 1}{a + k}p(k). \quad (3)$$

Treating k as continuous, we write

$$\frac{dp}{dk} = -\frac{\gamma - 1}{a + k}p(k), \quad (4)$$

and obtain the solution

$$p(k) = b(a+k)^{-\gamma+1}, \quad (5)$$

with appropriate normalization constant b . In case the total number n of nodes in the network is large compared with the number m of active nodes, the overall degree distribution $N(k)$ can be approximated by considering the inactive nodes only. Thus $N(k)$ can be calculated as the rate of change of the degree distribution $p(k)$ of the active nodes. We find

$$N(k) = -\frac{dp}{dk} = c(a+k)^{-\gamma}, \quad (6)$$

with $c = (\gamma-1)a^{\gamma-1}$. The exponent γ is obtained from a self-consistency condition obtained from the average connectivity

$$m = c \int_0^{\infty} \frac{k}{(a+k)^{\gamma}} dk, \quad (7)$$

which gives

$$\gamma = 2 + \frac{a}{m}. \quad (8)$$

Thus the exponent γ depends only on the ratio a/m . Similar expressions have been obtained for a version of the BA model with directed links [13]. Although the growth and deactivation model has been formulated for directed networks, it can be easily applied also to generate undirected networks.

Figure 2(a) shows the cumulative distribution of the total degree $k' = (m+k)$ obtained by simulating the model for 5×10^4 time steps. We obtain a power-law scaling for several decades, in agreement with the analytical result in Eq. (6). The exponent found numerically is 1.9, slightly below the analytical result $\gamma-1 = 2 + a/m - 1 = 2$ for the case $a=m$. The deviation can be explained by the continuous limit used in the theoretical derivation of γ and the assumption that γ is a constant. Conducting further simulations for various values of m and a , we find that the fluctuations of γ become smaller when increasing m and/or a . Then the discrepancy between analytical and numerical results decreases. Figure 2(a) also shows corresponding simulation results for the BA model, using $m=10$ and 5×10^4 time steps as well. In the range $k' < 1000$ we obtain almost the same distribution as for the growth and deactivation model. However, the main difference between both models is the presence of a cutoff at a lower value for the BA model.

Up to this point we have considered degree distributions including *all* nodes of the network. However, in many cases empirical data contain only those nodes and links of the network that have been created most recently. For instance, studies on scientific citation networks [16] are restricted to papers that are not older than 20 years, thereby ignoring the major part of the initial network. A pronounced power-law regime is observed in the degree distribution of these *truncated* networks. Therefore, it is important to investigate the robustness of the scale-free networks obtained from models

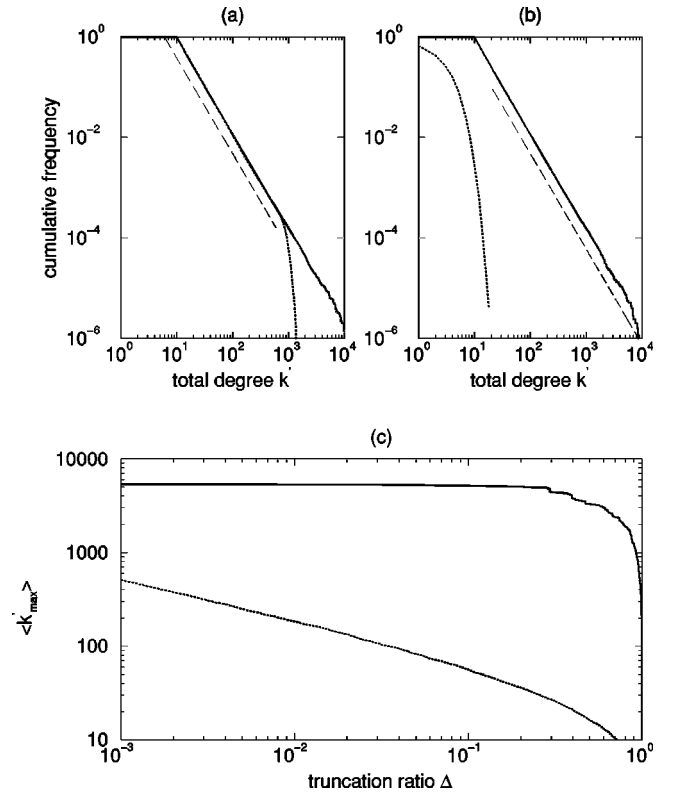


FIG. 2. Comparison of the degree distribution obtained for the undirected networks following the BA (dashed line) and the growth and deactivation model (solid line). In (a) the complete networks are considered after 5×10^4 time steps. In contrast, in (b) only the network formed by the newest nodes and their links is taken into account. In (c) we plot the maximum degree k_{\max} observed in the truncated network against the truncation ratio Δ . In the BA model, k_{\max} scales as a power law with Δ . However, the degree distribution in the new model shows a power-law distribution of degree, whose cutoff is only slightly affected by the finite size of the truncated network. All curves are averages over 100 independent simulation runs.

under truncation in time. Figure 2(b) shows the cumulative degree distributions analogous to Fig. 2(a), but now regarding the truncated network where the fraction $\Delta = 50\%$ of oldest nodes and all their links are disregarded. Concerning the BA model the effect of truncation is drastic. The truncated network does not exhibit a scale-free range in the degree distribution. This is different for the growth and deactivation model. The influence of the truncation on the degree distribution is a slight shift of the cutoff for high k' . In order to view systematically the effect of truncation, we consider the largest degree k'_{\max} , occurring in the truncated network, as a function of the fraction Δ of disregarded nodes. According to Fig. 2(c), k'_{\max} decays as a power law (with an approximate exponent of 0.5, $k'_{\max} \sim \Delta^{-0.5}$) for the BA model. On the other hand, the new model introduced here exhibits only a weak dependence of the maximum degree on the truncation.

V. LINEAR PREFERENTIAL ATTACHMENT

Another relevant dynamical property is the degree-dependent attachment rate $\Pi(k)$. It is measured as follows.

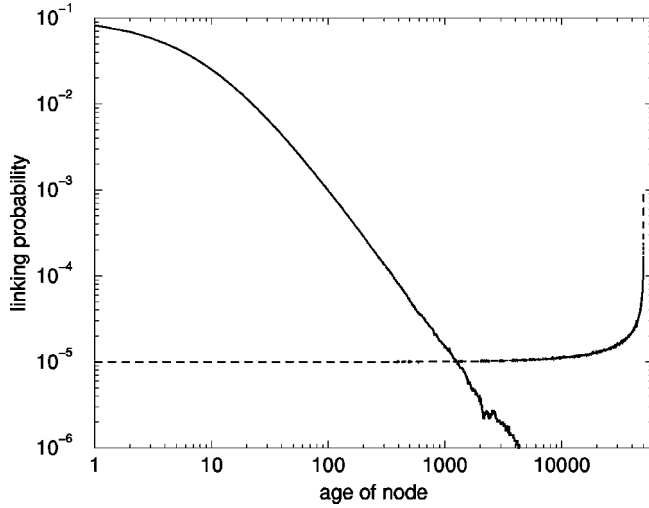


FIG. 3. Age distribution $h(\tau, t)$ of nodes receiving links. In the growth and deactivation model the distribution (solid line) follows a power-law decay with the age of the node. In contrast, in the BA model (dashed line) it is the oldest nodes that are most likely to receive new links. For each of the two models the plotted data have been generated as an average over 100 independent simulation runs lasting 5×10^4 time steps.

Consider the set \mathcal{K} of nodes with degree k at a certain time t . Measure the average degree $k + \Delta k$ of the nodes in \mathcal{K} at a later time $t + \Delta t$. Then let $\Pi(k) = \Delta k / \Delta t$. In recent studies of various growing networks, it has been found empirically that $\Pi(k)$ is an increasing function [8,9,17]. This phenomenon is called preferential attachment. For the Internet and citation networks the preferential attachment is linear, $\Pi(k) \propto k$.

We can calculate $\Pi(k)$ for the model introduced in the present paper. At a time t , the network contains t nodes. $tN(k)$ of these have degree k . The number of active nodes with degree k is $mp(k)$. A time step later, $\Delta t = 1$, each of the active nodes has increased its degree by 1, whereas the degree of the inactive nodes remains unchanged. Thus, according to Eqs. (5) and (6), the average increase of the degree is

$$\Pi(k) = \frac{mp(k)}{tN(k)} \propto (a+k). \quad (9)$$

The model shows linear preferential attachment as an emergent property of the degree-dependent deactivation dynamics.

VI. AGE DISTRIBUTION

Let us now consider the distribution of the age τ of nodes receiving a new link. We define the time-dependent age distribution $h(\tau, t)$ as the probability that a new link created at time t attaches to a node of age τ , i.e., to a node created at time $t - \tau$. For the model defined here, the age distribution h is easy to obtain. Only active nodes receive links, and for these nodes their age τ and their in degree k have the same value. Therefore, the probability that the node of age τ obtains a new link is the same as the probability for a node with τ links to be active, given by Eq. (5). It is independent of t ,

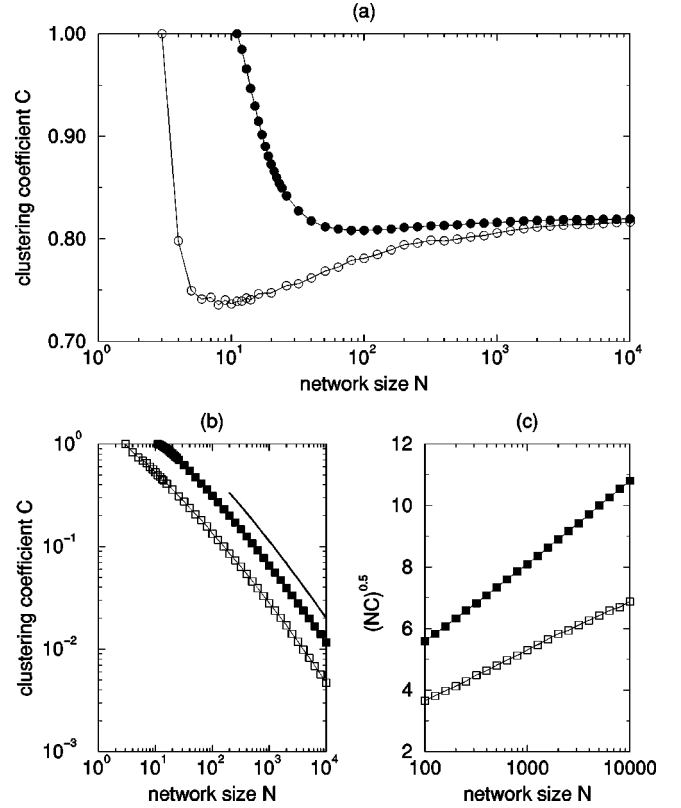


FIG. 4. Dependence of the clustering coefficient C on the size N of the network. (a) Growth and deactivation model for $m=a=2$ (unfilled) and $m=a=10$ (filled symbols). C approaches a high stationary value close to 0.83. Note that corresponding one-dimensional regular lattices have $C=0.5(m=2)$ and $C=0.71(m=10)$, respectively (b) BA model for $m=2$ (unfilled) and $m=10$ (filled symbols). The clustering coefficient strongly decreases as the network grows. The solid line is the proposed decay as $(\ln N)^2/N$. (c) The same data as in (b), but plotting $(NC)^{0.5}$ as a function of N . This function is a straight line in a log-linear plot, indicating that C scales as $(\ln N)^2/N$ for large N . Each data point is an average over 100 independent simulation runs. The clustering coefficient [4] is defined as follows. Consider a node i with total degree k'_i . Between the k'_i nodes that i is linked with, at most $k'_i(k'_i - 1)/2$ links are possible. Let C_i denote the fraction of links that actually exist among the neighbors of i . The clustering coefficient C is the average of C_i taken over all N nodes i in the network. Note that all links are considered as bidirectional when calculating the clustering coefficient.

$$h(\tau) \propto (a + \tau)^{-\gamma+1}. \quad (10)$$

For comparison, we calculate the age distribution for the BA model. Apart from small deviations, the total degree of the node i created at time t_i is [11]

$$k'_i = m \left(\frac{t}{t_i} \right)^{0.5} = m \left(\frac{t}{t - \tau} \right)^{0.5}, \quad (11)$$

where the second equality is due to the substitution $t_i = t - \tau$. The probability of obtaining a new link is proportional to the total degree, thus we find

$$h(\tau, t) = \frac{1}{2mt} m \left(\frac{t}{t-\tau} \right)^{0.5} = \frac{1}{2} [t(t-\tau)]^{-0.5}. \quad (12)$$

In the BA model the probability of receiving a new link increases with the age of the node. In sharp contrast, the growth and deactivation model displays a forgetting of old nodes where the rate of forgetting is a power law, Eq. (10). Figure 3 shows plots of the age distributions for both models, to be compared with the empirical data in Fig. 1. The age distribution of the growth and deactivation model decays with τ . This agrees with the empirical data on citation networks except for the first three years after publication.

VII. CLUSTERING COEFFICIENT

The clustering coefficient C [4] is one of the observables used to characterize the topology of complex networks. It is a local property measuring the probability with which two neighbors of a node are also neighbors to each other (nodes i and j are neighbors if there is a link between i and j). It has been found that many real-world networks present a clustering coefficient much larger than the corresponding random graph, which scales with the system size N as $C_{rand} \sim \langle k \rangle / N$.

Figure 4(a) shows that for the growth and deactivation model the clustering coefficient tends towards an asymptotic value (0.83), similar to the movie actor network (0.79), the coauthorship network in neuroscience (0.76), and the network of word synonyms (0.7) [5]. The analytical derivation of C is facilitated by the observation, that the clustering C_i of a node merely depends on the node's in degree k_i . A detailed calculation gives an asymptotic value $C = 5/6$ for the case of $a = m$ considered here [19]. Thus the model generates networks with a higher clustering than the corresponding one-dimensional regular lattices, $C_{1D} < 3/4$. The large value of the clustering coefficient and the fact that it does not decrease with network size is in qualitative agreement with recent data on the Internet [18]. For the sake of comparison, in Fig. 4(b) the clustering coefficient of the BA model is plotted for several network sizes N . Here the clustering clearly decays with increasing N . The quantitative behavior

of the decay can be described by $C \sim (\ln N)^2 / N$ [19].

VIII. CONCLUSIONS

The analysis of citation networks suggests a negative correlation between the age of a node and its probability to obtain further links. Older nodes are less likely to increase their connectivity than those added to the network more recently. Motivated by this finding, we have proposed and analyzed an approach based on nodes with one degree of freedom, a *memory*, indicating the ability of the node to attract further links. We have found that with the simple setting of the model the degree distribution converges to a power law, where the exponent can be obtained analytically. As emergent properties of the model, (1) preferential attachment is obtained, a feature observed recently in various real growing networks, and (2) the correlation between age and linking probability is negative, in agreement also with the empirical results mentioned above. Unlike previous models, degree and age of nodes are uncorrelated in the model introduced here. Therefore, the networks retain the power-law distribution of the degree even though only the most recent nodes are considered. This agrees with the fact that also truncated real-world networks are observed to be scale free. Finally, it is worth noting the resemblance of the grown networks to regular lattices. The highly clustered scale-free networks make a connection between scale-free networks and regular lattices. They define a new class of scale-free networks. Interesting extensions of the model include the introduction of random links, similarly to models of small-world networks. We expect to find a connection between scale-free growing networks and the small-world transition from regular lattices. Research along this line is in progress [19].

ACKNOWLEDGMENTS

We would like to thank Anthony F. J. van Raan for providing us with the age-distribution data in Fig. 1. V.M.E. acknowledges financial support from the Danish Natural Science Research Council. We are grateful to Preben Alström, Emilio Hernández-García, and Kristian Schaadt for useful comments on the manuscript.

- [1] S.H. Strogatz, *Nature (London)* **410**, 268 (2001).
- [2] L.A.N. Amaral, A. Scala, M. Barthélémy, and H.E. Stanley, *Proc. Natl. Acad. Sci. U.S.A.* **97**, 11 149 (2000).
- [3] S. Wasserman and K. Faust, *Social Network Analysis* (Cambridge University Press, Cambridge, 1994).
- [4] D.J. Watts and S.H. Strogatz, *Nature (London)* **393**, 440 (1998).
- [5] R. Albert and A.-L. Barabási, *Rev. Mod. Phys.* **74**, 47 (2002).
- [6] P. Erdős and A. Rényi, *Publ. Math.* **5**, 17 (1960); B. Bollobás, *Random Graphs* (Academic Press, London, 1998).
- [7] R. Albert, H. Jeong, and A.-L. Barabási, *Nature (London)* **406**, 378 (2000); R. Cohen, K. Erez, D. ben-Avraham, and S. Havlin, *Phys. Rev. Lett.* **85**, 4626 (2000); **86**, 3682 (2001).
- [8] H. Jeong, Z. Néda, and A.-L. Barabási, e-print cond-mat/0104131.
- [9] M.E.J. Newman, *Phys. Rev. E* **64**, 025102 (2001).
- [10] S.N. Dorogovtsev and J.F.F. Mendes, *Phys. Rev. E* **62**, 1842 (2000).
- [11] A.-L. Barabási and R. Albert, *Science* **286**, 509 (1999).
- [12] H.A. Simon, *Biometrika* **42**, 425 (1955).
- [13] S. Bornholdt, and H. Ebel, *Phys. Rev. E* **64**, 035104 (2001); S.N. Dorogovtsev, J.F.F. Mendes, and A.N. Samukhin, *Phys. Rev. Lett.* **85**, 4633 (2000).
- [14] A.F.J. van Raan, *Scientometrics* **47**, 347 (2000).
- [15] L.A. Adamic and B.A. Huberman, *Science* **287**, 2115 (2000).
- [16] S. Redner, *Eur. Phys. J. B* **4**, 131 (1998).
- [17] A.-L. Barabási, H. Jeong, Z. Néda, E. Ravasz, A. Schubert, and T. Vicsek, e-print cond-mat/0104162.
- [18] R. Pastor-Satorras, A. Vázquez, and A. Vespignani, *Phys. Rev. Lett.* **87**, 258701 (2001).
- [19] K. Klemm and V.M. Eguíluz, e-print cond-mat/0107607.